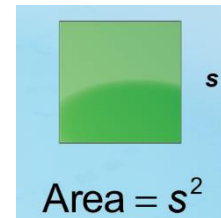
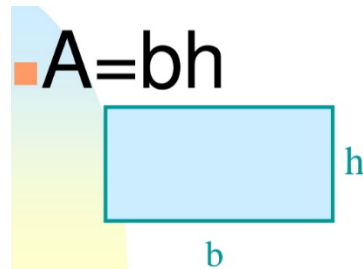
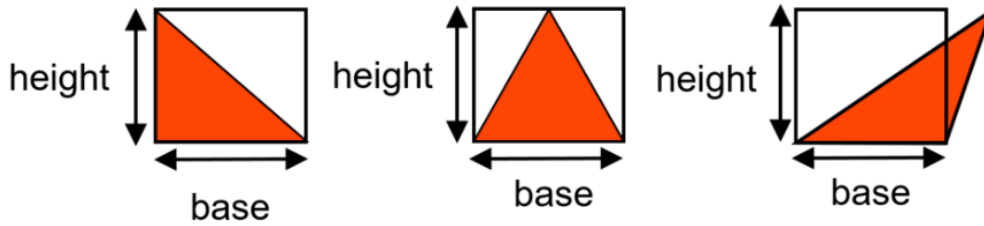




Finding Area



Object #1 – Create a triangle with your puzzle cube. Measure the triangle and find the area. Draw your triangle with measurements and record your answer below.



Object #2 – Create a rectangle with your puzzle cube. Measure the rectangle and find the area. Draw your rectangle with measurements and record your answer below.

A large, empty rectangular box with a blue border, intended for drawing a rectangle and recording measurements and area calculations.

Object #3 – Create a shape of your own with your puzzle cube. Measure the triangles, squares, and rectangles and find the area. Draw your shape with measurements and record your answer below.

A large, empty rectangular box with a blue border, intended for drawing a custom shape and recording measurements and area calculations.